

Research Needs – The ICRP View



NEA Web Event

CRPPH Expert Group on the Dose Limit for the Lens of the
Eye (EGDLE)

7 March, 2022


UK Registered Charity 1166304

System Review: The Next Decade



- Last general recommendations published in 2007
- Review and refinement needed
- Recognise gaps
- Consider needed updates
- Identify **building blocks**: essential work required for the next general recommendations

Areas of Research to Support the System of RP



Radiation and Environmental Biophysics

Review Paper

Area of Research to Support the System of Radiological Protection

D. Laurier, W. Rühm, F. Paquet, K. Applegate, D. Cool, C. Clement, on behalf of the International Commission on Radiological Protection (ICRP)

- Introduction
- Research to support radiation risk assessment
- Research to support dosimetry
- Research to support the application/implementation of the System of Radiological Protection
- Conclusions

<http://link.springer.com/article/10.1007/s00411-021-00947-1>

**OPEN
ACCESS!**

No mention of the lens of the eye, but ...

ICRP TASK Group 115

Task Group 115 Risk and Dose Assessment for Radiological Protection of Astronauts

A Task Group under Committee 1

Terms of Reference

- To develop a comprehensive framework for risk and dose assessment for radiological protection of astronauts, including
 - a review of effects and risks from space radiation
 - a broadly-applicable risk and dose assessment methodology
 - an assessment of risk as a radiological protection quantity.

Following a request of the International Systems Maturation Team (ISMT-Radiation)

This will include review of

- Cardiovascular disease
- Cancer
- Disease of the central nervous system
- **Occurrence and latency of lens opacification**

Literature review on effects to the lens of the eye

TG115 Literature survey since publication of ICRP Publication 118 (2012)

Studies on astronauts

- Cucinotta et al. (2001) Space radiation and cataracts in astronauts. *Radiat.Res.* 156, 460–466.
- Rastegar et al. (2002) Radiation-induced cataract in astronauts and cosmonauts. *Graefes Arch. Clin. Exp. Ophthalmol.* 240, 543–547.
- Chylack et al. (2012) NASCA Report 2: Longitudinal Study of Relationship of Exposure to Space Radiation and Risk of Lens Opacity. *Radiat Res* 178, 25-32.

Recent reviews of epidemiological studies

- Hammer et al. (2013) Occupational exposure to low doses of ionizing radiation and cataract development: a systematic literature review and perspectives on future studies. *Radiat Environ Biophys* 52(3):303–19.
- Little MP (2013) A review of non-cancer effects, especially circulatory and ocular diseases. *Radiat Environ Biophys* 52(4):435–49.
- EPRI 2014: In the text, we mentioned the EPRI meta-analysis.
- Shore (2016) Radiation and cataract risk: Impact of recent epidemiologic studies on ICRP judgments. *Mutat. Res.* 770, 231–237.
- Hamada et al. (2020) An update on effects of ionizing radiation exposure on the eye. *Br J Radiol* 2020; 93: 20190829.

Recent studies on single epidemiological cohorts

- Patty et al. (2012) Validity of self-reported eye disease and treatment in a population-based study: the Los Angeles Latino Eye Study. *Ophthalmol* 119: 1725-1730.
- Azizova et al. (2016) Risk of Cataract Incidence in a Cohort of Mayak PA Workers following Chronic Occupational Radiation Exposure. *PLoS ONE* 11(10): e0164357.
- Wang et al. (2016) Survey of lens opacities of residents living in high radiation background area in Yangjiang, Guangdong province (in Chinese). *China J Radiol Med Prot.*
- Azizova et al. (2018) Risk of various types of cataracts in a cohort of Mayak workers following chronic occupational exposure to ionizing radiation. *Eur J Epidemiol* 33: 1193–204.
- Azizova et al. (2019) Risk of cataract removal surgery in Mayak PA workers occupationally exposed to ionizing radiation over prolonged periods. *Radiat Environ Biophys* 58:139–149
- Lian et al. (2015) Protracted low-dose radiation exposure and cataract in a cohort of Chinese industry radiographers. *Occup Environ Med* 72: 640-647
- Lin et al. (2016) Association between ¹³¹I treatment for thyroid cancer and risk of receiving cataract surgery – a cohort study from Taiwan. *J. Nucl. Med.* 57(6): 836-841
- Little et al. (2018) Occupational radiation exposure and risk of cataract incidence in a cohort of US radiologic technologists. *Eur J Epidemiol* 2018; 33: 1179–91
- Azizova et al. (2022) The incidence risk for primary glaucoma and its subtypes following chronic exposure to ionizing radiation in the Russian cohort of Mayak nuclear workers. *Cancers* 2022, 14, 602.

ICRP

THANK YOU!

www.icrp.org